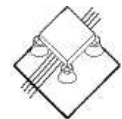




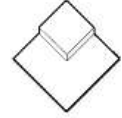
Installation options



pedestals



sand & gravel



concrete slab



thinset bed



lawn & turf




BLUESTONE GREY

Mottled mid grey with a slight swirling pattern and lighter white inclusions.

Individual pavers display moderately high color variation.

Moderately textured finish.

Color & Shade Variation:



V3
High shade
& texture variation

Size:



23 7/16" x 23 7/16"



31 7/16" x 16"



35 3/8" x 35 3/8"

Thickness:	1 1/8"
Weight:	52lb (13.5 lb/sq.ft.)
Packing:	1 pce./ctn
Water absorption:	0.5%
Breaking strength:	>29000 lbf
Slip resistance:	R11 (DIN51130)
Frost resistance:	resistant